



Industrial Sector of
Coochbehar Industrial Growth Centre

Kaljani

P.W.D. Road

A & B Type Qtr.

Coochbehar P.W.D. Road

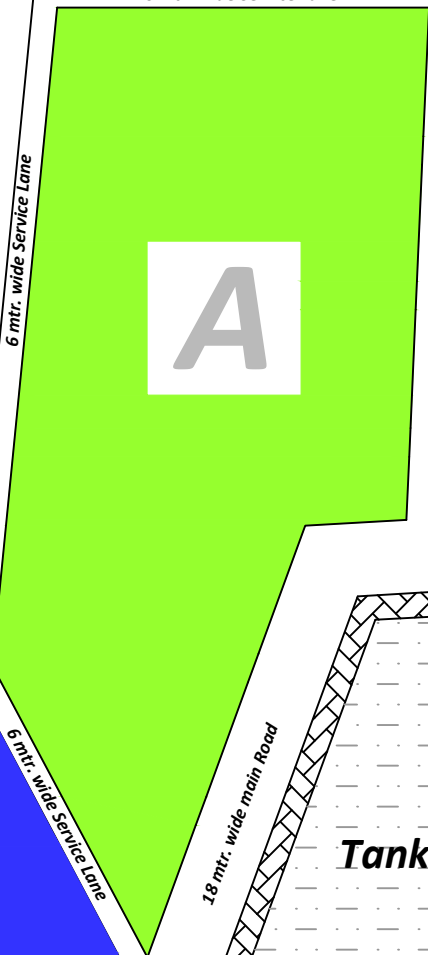
P.W.D. Road

Ent.

18 mtr. wide main Road

6 mtr. wide Service Lane


Low Land




18 mtr. wide main road



18 mtr. wide main road



North




18 mtr. wide Main Road

18 mtr. wide main Road

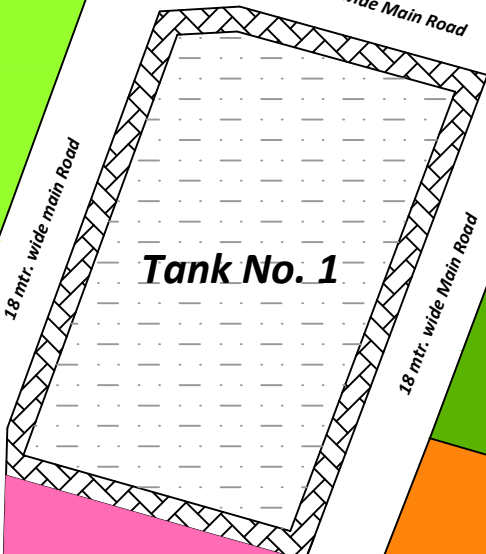
Pump & water Reservoir + D Type Qtr.



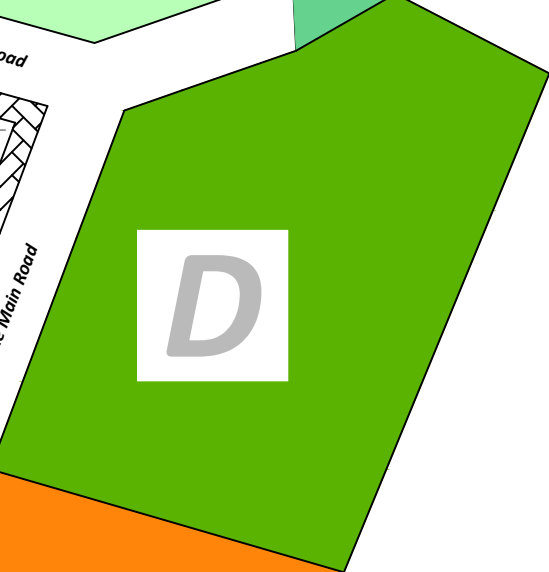
18 mtr. wide Main Road



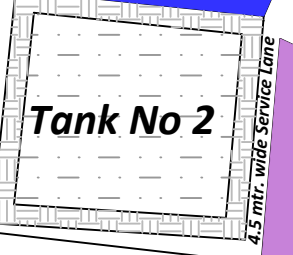
18 mtr. wide Main Road




18 mtr. wide Main Road




18 mtr. wide Main Road



4.5 mtr. wide Service Lane



18 mtr. wide Main Road



4.5 mtr. wide Service Lane

Probable Plot Area

Zone Mkd	Area in Acres
A	4.10
B	3.05
C	4.29
D	2.82
E	3.02
F	1.49
G	2.86
H	0.52
I	0.57
Total area in Blocks	22.71
Pond & Service Area	10.34
Total Area of Land	33.05

Land use map of Coochbehar Jute Park